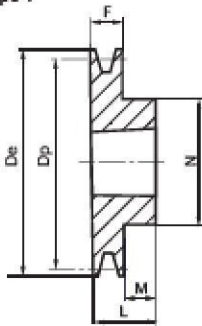
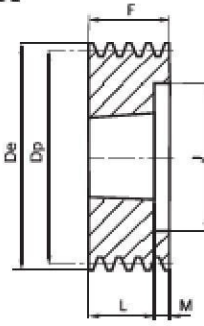




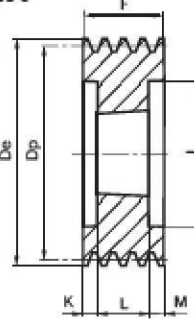
type 1



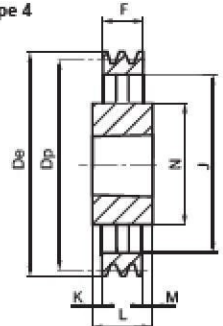
type 2



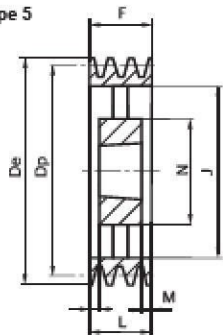
type 3



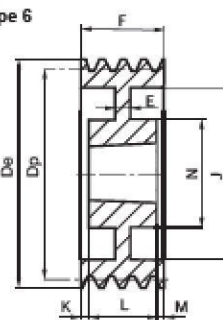
type 4



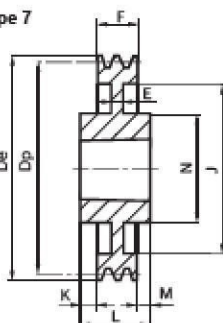
type 5



type 6



type 7



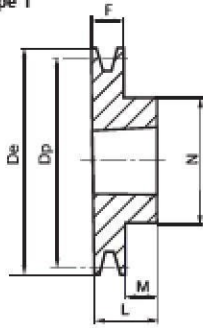
SPZ												
Référence	Dp	De	Z	Moyeu	E	F	J	K	L	M	N	Type
SPZ160/1MA	1	1610	-	16	-	-	25	9	92	1		
SPZ160/2MA	2	2012	-	28	-	-	32	4	112	1		
SPZ160/3MA	3	2012	-	40	131	-	32	8	-	2		
SPZ160/4MA	4	2517	-	52	131	-	45	7	-	2		
SPZ160/5MA	5	2517	-	64	131	-	45	19	-	2		
SPZ160/6MA	6	2517	-	78	131	-	45	31	-	2		
SPZ160/8MA	8	2517	-	100	131	27.5	45	27.5	-	3		
SPZ170/1MA	1	1610	-	16	-	-	25	9	92	1		
SPZ170/2MA	2	2012	-	28	-	-	32	4	112	1		
SPZ170/3MA	3	2012	-	40	141	4	32	4	-	3		
SPZ170/4MA	4	2517	-	52	141	-	45	7	-	2		
SPZ170/5MA	5	2517	-	64	141	-	45	19	-	2		
SPZ170/6MA	6	2517	-	78	141	-	45	31	-	2		
SPZ180/1MA	1	1610	6	16	152	-	25	9	92	7		
SPZ180/2MA	2	2012	6	28	152	-	32	4	112	7		
SPZ180/3MA	3	2012	7	40	151	-	32	8	108	6		
SPZ180/4MA	4	2517	-	52	151	-	45	7	-	2		
SPZ180/5MA	5	2517	-	64	151	-	45	19	-	2		
SPZ180/6MA	6	2517	-	78	151	15.5	45	15.5	-	3		
SPZ180/8MA	8	2517	-	100	151	27.5	45	27.5	-	3		
SPZ190/1MA	1	1610	12	16	162	-	25	9	92	7		
SPZ190/2MA	2	2012	12	28	162	-	32	4	112	7		
SPZ190/3MA	3	2012	10	40	161	4	32	4	112	6		
SPZ190/4MA	4	2517	-	52	161	3.5	45	3.5	-	3		
SPZ190/5MA	5	2517	-	64	161	9.5	45	9.5	-	3		
SPZ190/6MA	6	2517	-	78	161	15.5	45	15.5	124	3		
SPZ200/1MA	1	2012	10	16	171	-	32	16	112	7		
SPZ200/2MA	2	2012	6	28	171	-	32	4	112	7		
SPZ200/3MA	3	2012	10	40	171	4	32	4	112	6		
SPZ200/4MA	4	2517	8	52	171	3.5	45	3.5	124	6		
SPZ200/5MA	5	2517	-	64	171	9.5	45	9.5	-	3		
SPZ200/6MA	6	2517	-	78	171	15.5	45	15.5	124	3		
SPZ200/8MA	8	3020	-	100	171	24.5	51	24.5	-	3		
SPZ224/1MA	1	2012	15	16	195	-	32	16	112	7		
SPZ224/2MA	2	2012	15	28	195	-	32	4	112	4		
SPZ224/3MA	3	2012	12	40	195	4	32	4	112	6		
SPZ224/4MA	4	2517	14	52	195	3.5	45	3.5	124	6		
SPZ224/5MA	5	2517	20	64	195	9.5	45	9.5	124	6		
SPZ224/6MA	6	2517	28	78	195	15.5	45	15.5	124	6		
SPZ224/8MA	8	3020	-	100	195	24.5	51	24.5	-	8		
SPZ250/1MA	1	2012	-	16	221	8	32	8	112	4		
SPZ250/2MA	2	2012	-	28	221	2	32	2	112	4		
SPZ250/3MA	3	2012	-	40	221	4	32	4	112	5		
SPZ250/4MA	4	2517	12	52	221	3.5	45	3.5	124	6		
SPZ250/5MA	5	2517	16	64	221	9.5	45	9.5	124	6		
SPZ250/6MA	6	2517	28	78	221	15.5	45	15.5	124	6		
SPZ250/8MA	8	3020	-	100	221	24.5	51	24.5	146	6		

SPZ												
Référence	Dp	De	Z	Moyeu	E	F	J	K	L	M	N	Type
SPZ280/1MA	1	2012	-	16	251	8	32	8	112	4		
SPZ280/2MA	2	2012	-	28	251	2	32	2	112	4		
SPZ280/3MA	3	2517	-	40	251	2.5	45	2.5	124	4		
SPZ280/4MA	4	2517	14	52	251	3.5	45	3.5	124	6		
SPZ280/5MA	5	2517	15	64	251	9.5	45	9.5	124	6		
SPZ280/6MA	6	2517	15	78	251	15.5	45	15.5	124	6		
SPZ280/8MA	8	3020	-	100	251	24.5	51	24.5	146	6		
SPZ315/1MA	1	2012	-	16	286	8	32	8	112	4		
SPZ315/2MA	2	2012	-	28	286	2	32	2	112	4		
SPZ315/3MA	3	2517	-	40	286	2.5	45	2.5	124	4		
SPZ315/4MA	4	2517	-	52	286	3.5	45	3.5	124	5		
SPZ315/5MA	5	2517	-	64	286	9.5	45	9.5	124	5		
SPZ315/6MA	6	2517	15	78	286	15.5	45	15.5	124	6		
SPZ355/1MA	1	2012	-	16	326	8	32	8	112	4		
SPZ355/2MA	2	2012	-	28	326	2	32	2	112	4		
SPZ355/3MA	3	2517	-	40	326	2.5	45	2.5	124	4		
SPZ355/4MA	4	2517	-	52	326	3.5	45	3.5	124	5		
SPZ355/5MA	5	2517	-	64	326	9.5	45	9.5	124	5		
SPZ355/6MA	6	2517	-	78	326	15.5	45	15.5	124	5		
SPZ355/8MA	8	3030	-	100	326	12	78	12	146	5		
SPZ400/1MA	1	2012	-	16	371	8	32	8	112	4		
SPZ400/2MA	2	2517	-	28	371	8.5	45	8.5	124	4		
SPZ400/3MA	3	2517	-	40	371	2.5	45	2.5	124	4		
SPZ400/3MA	4	2517	-	52	371	3.5	45	3.5	124	5		
SPZ400/5MA	5	3020	-	64	371	6.5	51	6.5	146	5		
SPZ400/6MA	6	3030	-	78	371	-	78	-	146	5		
SPZ400/8MA	8	3030	-	100	371	12	78	12	146	5		
SPZ450/1MA	1	2517	-	16	421	14.5	45	14.5	124	4		
SPZ450/2MA	2	2517	-	28	421	8.5	45	8.5	124	4		
SPZ450/3MA	3	2517	-	40	421	2.5	45	2.5	124	4		
SPZ450/4MA	4	3020	-	52	421	0.5	51	0.5	146	5		
SPZ450/5MA	5	3020	-	64	421	6.5	51	6.5	146	5		
SPZ450/6MA	6	3030	-	78	421	-	78	-	146	5		
SPZ450/8MA	8	3535	-	100	421	5.5	89	5.5	173	5		
SPZ500/3MA	3	2517	-	40	471	2.5	45	2.5	124	4		
SPZ500/4MA	4	3020	-	52	471	0.5	51	0.5	146	5		
SPZ500/5MA	5	3030	-	64	471	6	78	6	146	4		
SPZ500/6MA	6	3030	-	78	471	-	78	-	146	5		
SPZ630/3MA	3	3020	-	40	601	5.5	51	2.5	150	4		
SPZ630/4MA	4	3030	-	52	601	12	78	12	146	4		
SPZ630/5MA	5	3030	-	64	601	6	78	6	146	4		
SPZ630/6MA	6	3535	-	78	601	6.5	89	6.5	175	4		
SPZ800/3MA	3	3020	-	40	771	5.5	51	2.5	146	4		
SPZ800/4MA	4	3030	-	52	771	12	78	12	146	4		
SPZ800/5MA	5	3535	-	64	771	12.5	89	12.5	178	4		
SPZ800/6MA	6	3535	-	78	771	6.5	89	6.5	178	4		

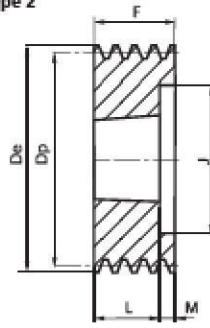
Z = Nombre de gorge



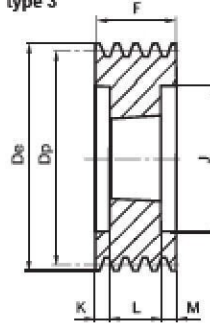
type 1



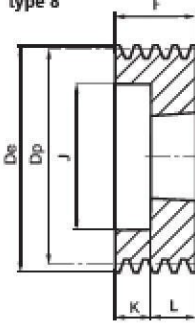
type 2



type 3



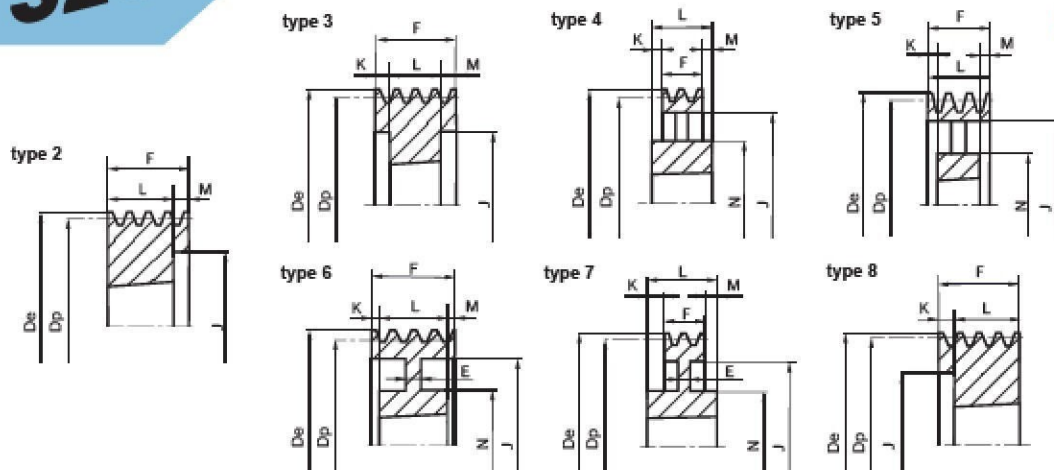
type 8



SPA												
Référence	Dp	De	Z	Moyeu	E	F	J	K	L	M	N	Type
SPA063/1MA	63	68.5	1	1008	-	20	-	-	22	2	56	1
SPA063/2MA*			2	1008	-	35	38	13	22	-	-	8
SPA067/1MA	67	72.5	1	1108	-	20	-	-	22	2	56	1
SPA067/2MA			2	1108	-	35	38	13	22	-	-	8
SPA071/1MA	71	76.5	1	1108	-	20	-	-	22	2	80	1
SPA071/2MA			2	1108	-	35	40	13	22	-	-	8
SPA071/3MA			3	1108	-	50	40	28	22	-	-	8
SPA075/1MA	75	80.5	1	1108	-	20	-	-	22	2	56	1
SPA075/2MA			2	1108	-	35	44	13	25	-	-	8
SPA075/3MA			3	1108	-	50	44	28	22	-	-	8
SPA080/1MA	80	85.5	1	1210	-	20	-	-	25	5	75	1
SPA080/2MA			2	1210	-	35	50	10	25	-	-	8
SPA080/3MA			3	1210	-	50	50	25	25	-	-	8
SPA085/1MA	85	90.5	1	1210	-	20	-	-	25	5	80	1
SPA085/2MA			2	1210	-	35	50	10	25	-	-	8
SPA085/3MA			3	1210	-	50	55	25	25	-	-	8
SPA090/1MA	90	95.5	1	1210	-	20	-	-	25	5	80	1
SPA090/2MA			2	1610	-	35	59	10	25	-	-	8
SPA090/3MA			3	1610	-	50	59	25	25	-	-	8
SPA090/4MA			4	1615	-	65	59	27	38	-	-	8
SPA095/1MA	95	100.5	1	1210	-	20	-	-	25	5	85	1
SPA095/2MA			2	1610	-	35	63	10	25	-	-	8
SPA095/3MA			3	1610	-	50	63	25	25	-	-	8
SPA095/4MA			4	1615	-	65	63	27	38	-	-	8
SPA100/1MA	100	105.5	1	1610	-	20	-	-	25	5	85	1
SPA100/2MA			2	1610	-	35	66	10	25	-	-	8
SPA100/3MA			3	1610	-	50	66	-	25	25	-	2
SPA100/4MA			4	1615	-	65	66	-	38	27	-	2
SPA100/5MA			5	1615	-	80	66	-	38	42	-	2
SPA100/6MA			6	1610	-	95	66	30	25	40	-	3
SPA106/1MA	106	111.5	1	1610	-	20	-	-	25	5	92	1
SPA106/2MA			2	1610	-	35	72	10	25	-	-	8
SPA106/3MA			3	1610	-	50	72	-	25	25	-	2
SPA106/4MA			4	2012	-	65	72	33	32	-	-	8
SPA106/5MA			5	2012	-	80	72	48	32	-	-	8
SPA106/6MA			6	2012	-	95	72	63	32	-	-	8
SPA112/1MA	112	117.5	1	1610	-	20	-	-	25	5	92	1
SPA112/2MA			2	1610	-	35	78	10	25	-	-	8
SPA112/3MA			3	2012	-	50	78	18	32	-	-	8
SPA112/4MA			4	2012	-	65	78	33	32	-	-	8
SPA112/5MA			5	2012	-	80	78	48	32	-	-	8
SPA112/6MA			6	2012	-	95	78	63	32	-	-	8

SPA												
Référence	Dp	De	Z	Moyeu	E	F	J	K	L	M	N	Type
SPA118/1MA	118	123.5	1	1610	-	20	-	-	25	5	92	1
SPA118/2MA			2	1610	-	35	84	10	25	-	-	8
SPA118/3MA			3	2012	-	50	84	-	32	18	-	2
SPA118/4MA			4	2012	-	65	84	-	32	33	-	2
SPA118/5MA			5	2012	-	80	84	-	32	48	-	2
SPA118/6MA			6	2012	-	95	84	63	32	-	-	8
SPA125/1MA	125	130.5	1	1610	-	20	-	-	25	5	92	1
SPA125/2MA			2	1610	-	35	91	10	25	-	-	8
SPA125/3MA			3	2012	-	50	91	-	32	18	-	2
SPA125/4MA			4	2012	-	65	91	-	32	33	-	2
SPA125/5MA			5	2012	-	80	91	24	32	24	-	3
SPA125/6MA			6	2012	-	95	91	31.5	32	31.5	-	3
SPA132/1MA	132	137.5	1	1610	-	20	-	-	25	5	92	1
SPA132/2MA			2	2012	-	35	98	3	32	-	-	8
SPA132/3MA			3	2012	-	50	98	-	32	18	-	2
SPA132/4MA			4	2517	-	65	98	-	45	20	-	2
SPA132/5MA			5	2517	-	80	98	17.5	45	17.5	-	3
SPA132/6MA			6	2517	-	95	98	25	45	25	-	3
SPA140/1MA	140	145.5	1	1610	-	20	-	-	25	5	92	1
SPA140/2MA			2	2012	-	35	108	3	32	-	-	8
SPA140/3MA			3	2517	-	50	108	5	45	-	-	8
SPA140/4MA			4	2517	-	65	108	-	45	20	-	2
SPA140/5MA			5	2517	-	80	108	17.5	45	17.5	-	3
SPA140/6MA			6	2517	-	95	108	25	45	25	-	3
SPA150/1MA	150	155.5	1	1610	-	20	-	-	25	5	92	1
SPA150/2MA			2	2012	-	35	118	3	32	-	-	8
SPA150/3MA			3	2517	-	50	118	5	45	-	-	8
SPA150/4MA			4	2517	-	65	118	-	45	20	-	2
SPA150/5MA			5	2517	-	80	118	17.5	45	17.5	-	3
SPA150/6MA			6	2517	-	95	118	25	45	25	-	3
SPA160/1MA	160	165.5	1	1610	-	20	-	-	25	5	92	1
SPA160/2MA			2	2012	-	35	125	3	32	-	-	8
SPA160/3MA			3	2517	-	50	125	5	45	-	-	8
SPA160/4MA			4	2517	-	65	125	-	45	20	-	2
SPA160/5MA			5	2517	-	80	125	17.5	45	17.5	-	3
SPA160/6MA			6	2517	-	95	125	25	45	25	-	3
SPA170/1MA	170	175.5	1	1610	-	20	-	-	25	5	92	1
SPA170/2MA			2	2012	-	35	135	3	32	-	-	8
SPA170/3MA			3	2517	-	50	135	5	45	-	-	8
SPA170/4MA			4	2517	-	65	135	-	45	20	-	2
SPA170/5MA			5	2517	-	80	135	17.5	45	17.5	-	3

Z = Nombre de gorge
* Réalisation en acier



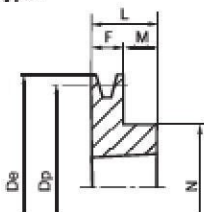
SPA												
Référence	Dp	De	Z	Moyeu	E	F	J	K	L	M	N	Type
SPA180/1MA			1	1810	8	20	146	-	25	5	92	7
SPA180/2MA			2	2012	10	35	146	1.5	32	1.5	108	8
SPA180/3MA	180	185.5	3	2517	-	50	146	5	45	-	-	8
SPA180/4MA			4	2517	-	65	146	-	45	20	-	2
SPA180/5MA			5	3020	-	80	146	-	51	29	-	3
SPA180/6MA			6	3020	-	95	146	22	51	22	-	3
SPA190/1MA			1	1810	8	20	156	-	25	5	92	7
SPA190/2MA			2	2012	8	35	156	1.5	32	3	108	8
SPA190/3MA	190	195.5	3	2517	-	50	156	5	45	-	-	8
SPA190/4MA			4	2517	-	65	156	-	45	20	-	2
SPA190/5MA			5	3020	-	80	156	14.5	51	14.5	-	2
SPA200/1MA			1	2012	8	20	165	-	32	12	108	7
SPA200/2MA			2	2517	10	35	165	5	45	5	123	7
SPA200/3MA	200	205.5	3	2517	20	50	165	2.5	45	2.5	123	8
SPA200/4MA			4	3020	-	65	165	-	51	14	-	2
SPA200/5MA			5	3020	-	80	165	14.5	51	14.5	-	3
SPA200/6MA			6	3020	-	95	165	22	51	22	-	3
SPA212/1MA			1	2012	10	20	177	-	32	12	110	7
SPA212/2MA			2	2517	18	35	177	5	45	5	123	7
SPA212/3MA	212	217.5	3	2517	20	50	177	2.5	45	2.5	123	8
SPA212/4MA			4	3020	-	65	177	-	51	14	-	2
SPA212/5MA			5	3020	-	80	177	-	51	29	-	2
SPA224/1MA			1	2012	10	20	189	-	32	12	112	7
SPA224/2MA			2	2517	18	35	189	-	45	10	124	7
SPA224/3MA	224	229.5	3	2517	20	50	189	2.5	45	2.5	124	8
SPA224/4MA			4	3020	-	65	189	-	51	14	-	2
SPA224/5MA			5	3020	-	80	189	-	51	29	-	2
SPA224/6MA			6	3020	-	95	189	22	51	22	-	3
SPA250/1MA			1	2012	10	20	215	8	32	8	112	7
SPA250/2MA			2	2517	12	35	215	5	45	5	124	7
SPA250/3MA	250	255.5	3	2517	20	50	215	2.5	45	2.5	124	8
SPA250/4MA			4	3020	20	65	215	7	51	7	159	8
SPA250/5MA			5	3020	20	80	215	14.5	51	14.5	159	8
SPA250/6MA			6	3020	20	95	215	22	51	22	155	8
SPA280/1MA			1	2012	10	20	245	-	32	12	112	7
SPA280/2MA			2	2517	12	35	245	-	45	10	124	7
SPA280/3MA	280	285.5	3	2517	20	50	245	2.5	45	2.5	124	8
SPA280/4MA			4	3020	25	65	245	7	51	7	159	8
SPA280/5MA			5	3535	25	80	245	4.5	89	4.5	175	7
SPA280/6MA			6	3535	25	95	245	3	89	3	175	8
SPA315/1MA			1	2012	12	20	280	-	32	12	112	7
SPA315/2MA			2	2517	12	35	280	-	45	10	124	7
SPA315/3MA	315	320.5	3	3020	25	50	280	0.5	51	0.5	159	4
SPA315/4MA			4	3020	25	65	280	7	51	7	159	8
SPA315/5MA			5	3535	25	80	280	4.5	89	4.5	175	7
SPA315/6MA			6	3535	25	95	280	3	89	3	175	8

SPA												
Référence	Dp	De	Z	Moyeu	E	F	J	K	L	M	N	Type
SPA355/1MA			1	2012	-	20	320	-	32	12	112	4
SPA355/2MA			2	2517	-	35	320	-	45	10	124	4
SPA355/3MA	355	360.5	3	3020	-	50	320	0.5	51	0.5	159	4
SPA355/4MA			4	3020	-	65	320	7	51	7	159	5
SPA355/5MA			5	3535	-	80	320	4.5	89	4.5	175	4
SPA355/6MA			6	3535	-	95	320	3	89	3	175	5
SPA400/1MA			1	2012	-	20	365	-	32	12	112	4
SPA400/2MA			2	2517	-	35	365	-	45	10	124	4
SPA400/3MA	400	405.5	3	3020	-	50	365	-	51	1	159	4
SPA400/4MA			4	3020	-	65	365	7	51	7	159	5
SPA400/5MA			5	3535	-	80	365	4.5	89	4.5	175	4
SPA400/6MA			6	3535	-	95	365	3	89	3	175	5
SPA450/1MA			1	2012	-	20	415	-	32	12	112	4
SPA450/2MA			2	2517	-	35	465	-	45	10	124	4
SPA450/3MA	450	455.5	3	3020	-	50	415	-	51	1	159	4
SPA450/4MA			4	3020	-	65	415	7	51	7	159	5
SPA450/5MA			5	3535	-	80	415	4.5	89	4.5	175	4
SPA450/6MA			6	3535	-	95	415	3	89	3	175	5
SPA500/1MA			1	2517	-	20	465	-	45	25	124	4
SPA500/2MA			2	2517	-	35	525	-	45	10	125	4
SPA500/3MA	500	505.5	3	3020	-	50	465	-	51	1	159	4
SPA500/4MA			4	3020	-	65	465	7	51	7	159	5
SPA500/5MA			5	3535	-	80	465	4.5	89	4.5	175	4
SPA500/6MA			6	3535	-	95	465	3	89	3	175	5
SPA560/3MA			3	3020	-	50	525	-	51	1	150	4
SPA560/4MA	560	565.5	4	3535	-	65	525	12	89	12	175	4
SPA560/5MA			5	3535	-	80	525	4.5	89	4.5	175	4
SPA560/6MA			6	3535	-	95	525	3	89	3	175	5
SPA630/1MA			1	2517	-	20	595	-	45	25	124	4
SPA630/2MA			2	3020	-	35	595	8	51	18	159	4
SPA630/3MA	630	635.5	3	3020	-	50	595	-	51	1	150	4
SPA630/4MA			4	3535	-	65	595	12	89	12	175	4
SPA630/5MA			5	3535	-	80	595	4.5	89	4.5	175	4
SPA630/6MA			6	4040	-	95	595	3.5	102	3.5	210	4
SPA800/3MA			3	3535	-	50	765	19.05	89	19.5	175	4
SPA800/4MA	800	805.5	4	3535	-	65	765	12	89	12	175	4
SPA800/5MA			5	4040	-	80	765	11	102	11	210	4
SPA800/6MA			6	4040	-	95	765	3.5	102	3.5	210	4
SPA1000/3MA			3	3535	-	50	965	19.05	89	19.5	175	4
SPA1000/4MA	1000	1005.5	4	4040	-	65	965	18.5	102	18.5	210	4
SPA1000/5MA			5	4545	-	80	965	17	114	17	242	4
SPA1000/6MA			6	4545	-	95	965	9.5	114	9.5	242	4

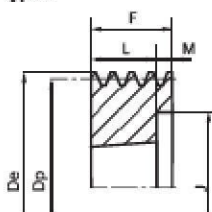
Z = Nombre de gorge



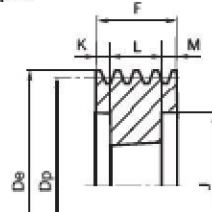
type 1



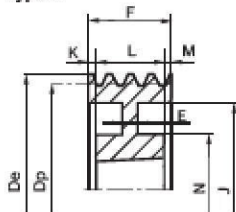
type 2



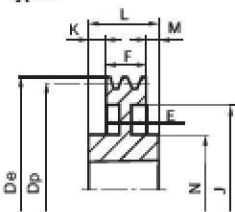
type 3



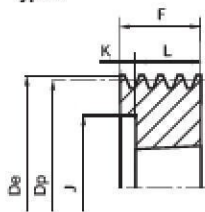
type 6



type 7



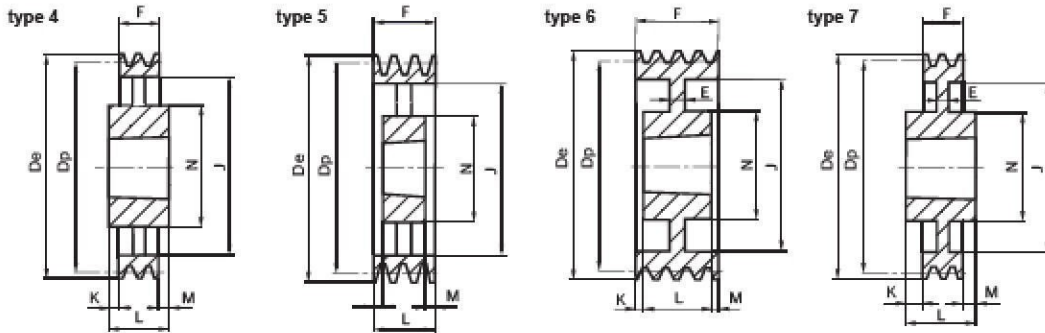
type 8



SPB												
Référence	Dp	De	Z	Moyeu	E	F	J	K	L	M	N	Type
SPB100/1MA			1	1610	-	25	-	-	25	-	-	1
SPB100/2MA	100	107	2	1610	-	44	62	19	25	-	-	8
SPB100/3MA			3	1610	-	63	62	38	25	-	-	8
SPB106/1MA			1	1610	-	25	-	-	25	-	-	1
SPB106/2MA	106	113	2	1610	-	44	67	19	25	-	-	8
SPB106/3MA			3	1610	-	63	67	38	25	-	-	8
SPB112/1MA			1	1610	-	25	-	-	25	-	-	1
SPB112/2MA	112	119	2	1610	-	44	72	19	25	-	-	8
SPB112/3MA			3	1610	-	63	72	38	25	-	-	8
SPB118/1MA			1	1610	-	25	-	-	25	-	-	1
SPB118/2MA	118	125	2	1610	-	44	78	-	25	19	-	2
SPB118/3MA			3	1610	-	63	78	-	25	38	-	2
SPB125/1MA			1	1610	-	25	-	-	25	-	-	1
SPB125/2MA			2	2012	-	44	82	-	32	12	-	2
SPB125/3MA	125	132	3	2012	-	63	82	-	32	31	-	2
SPB125/4MA			4	2012	-	82	82	25	32	25	-	3
SPB125/5MA			5	2012	-	101	87	69	32	-	-	8
SPB132/1MA			1	1610	-	25	-	-	25	-	-	1
SPB132/2MA			2	2012	-	44	89	-	32	12	-	2
SPB132/3MA	132	139	3	2012	-	63	89	-	32	31	-	2
SPB132/4MA			4	2012	-	82	89	25	32	25	-	3
SPB132/5MA			5	2517	-	101	94	56	45	-	-	8
SPB140/1MA			1	1610	-	25	-	-	25	-	-	1
SPB140/2MA			2	2012	-	44	97	-	32	12	-	2
SPB140/3MA			3	2012	-	63	97	-	32	31	-	2
SPB140/4MA	140	147	4	2517	-	82	100	18.5	45	18.5	-	3
SPB140/5MA			5	2517	-	101	97	28	45	28	-	3
SPB140/6MA			6	2517	-	120	100	37.5	45	37.5	-	3
SPB140/8MA			8	2517	-	158	97	56.5	45	56.5	-	3
SPB150/1MA			1	1610	-	25	-	-	25	-	-	1
SPB150/2MA			2	2012	-	44	107	-	32	12	-	2
SPB150/3MA	150	157	3	2517	-	63	107	-	45	18	-	2
SPB150/4MA			4	2517	-	82	107	18.5	45	18.5	-	3
SPB150/5MA			5	2517	-	101	107	28	45	28	-	3
SPB150/6MA			6	2517	-	120	107	37.5	45	37.5	-	3
SPB160/1MA			1	1610	-	25	-	-	25	-	-	1
SPB160/2MA			2	2012	-	44	117	-	32	12	-	2
SPB160/3MA			3	2517	-	63	117	-	45	18	-	2
SPB160/4MA	160	167	4	2517	-	82	117	18.5	45	18.5	-	3
SPB160/5MA			5	2517	-	101	117	28	45	28	-	3
SPB160/6MA			6	3020	-	120	117	34.5	51	34.5	-	3
SPB160/8MA			8	3020	-	158	117	53.5	51	53.5	-	3
SPB170/1MA			1	1610	-	25	-	-	25	-	-	1
SPB170/2MA			2	2012	-	44	127	-	32	12	-	2
SPB170/3MA			3	2517	-	63	127	-	45	18	-	2
SPB170/4MA	170	177	4	2517	-	82	127	18.5	45	18.5	-	3
SPB170/5MA			5	3020	-	101	127	25	51	25	-	3
SPB170/6MA			6	3020	-	120	127	34.5	51	34.5	-	3
SPB170/8MA			8	3030	-	158	127	41	76	41	-	3

SPB												
Référence	Dp	De	Z	Moyeu	E	F	J	K	L	M	N	Type
SPB180/1MA			1	1610	15	25	132	-	25	-	90	6
SPB180/2MA			2	2517	-	44	-	-	45	1	120	1
SPB180/3MA			3	2517	-	63	137	-	45	18	-	2
SPB180/4MA	180	187	4	2517	-	82	137	18.5	45	18.5	-	3
SPB180/5MA			5	3020	-	101	137	25	51	25	-	3
SPB180/6MA			6	3020	-	120	137	34.5	51	34.5	-	3
SPB180/8MA			8	3030	-	158	137	41	76	41	-	3
SPB190/1MA			1	2012	15	25	147	3.5	32	3.5	104	7
SPB190/2MA			2	2517	-	44	-	-	45	1	120	1
SPB190/3MA			3	2517	-	63	147	-	45	18	-	2
SPB190/4MA	190	197	4	2517	-	82	147	18.5	45	18.5	-	3
SPB190/5MA			5	3020	-	101	147	25	51	25	-	3
SPB190/6MA			6	3020	-	120	147	34.5	51	34.5	-	3
SPB190/8MA			8	3030	-	158	147	41	76	41	-	3
SPB200/1MA			1	2012	15	25	157	3.5	32	3.5	104	7
SPB200/2MA			2	2517	-	44	-	-	45	1	117	1
SPB200/3MA			3	2517	-	63	157	-	45	18	-	2
SPB200/4MA	200	207	4	3020	-	82	157	15.5	51	15.5	-	3
SPB200/5MA			5	3020	-	101	157	25	51	25	-	3
SPB200/6MA			6	3020	-	120	157	34.5	51	34.5	-	3
SPB200/8MA			8	3535	-	158	157	34.5	89	34.5	-	3
SPB212/1MA			1	2012	15	25	169	3.5	32	3.5	104	7
SPB212/2MA			2	2517	20	44	169	-	45	1	117	7
SPB212/3MA			3	2517	15	63	169	-	45	18	117	6
SPB212/4MA	212	219	4	3020	-	82	169	15.5	51	15.5	-	3
SPB212/5MA			5	3020	-	101	169	25	51	25	-	3
SPB212/6MA			6	3535	-	120	169	15.5	89	15.5	-	3
SPB212/8MA			8	3535	-	158	169	34.5	89	34.5	-	3
SPB224/1MA			1	2012	15	25	181	3.5	32	3.5	104	7
SPB224/2MA			2	2517	15	44	181	-	45	1	117	7
SPB224/3MA			3	2517	15	63	181	-	45	18	117	6
SPB224/4MA	224	231	4	3020	-	82	181	15.5	51	15.5	-	3
SPB224/5MA			5	3020	-	101	181	25	51	25	-	3
SPB224/6MA			6	3535	-	120	181	15.5	89	15.5	-	3
SPB224/8MA			8	3535	-	158	181	34.5	89	34.5	-	3
SPB224/10MA			10	3535	-	196	181	53.5	89	53.5	-	3
SPB236/1MA			1	2012	15	25	193	3.5	32	3.5	104	7
SPB236/2MA			2	2517	15	44	193	-	45	1	117	7
SPB236/3MA			3	2517	15	63	193	-	45	18	117	6
SPB236/4MA	236	243	4	3020	-	82	193	15.5	51	15.5	-	3
SPB236/5MA			5	3535	-	101	193	6	89	6	-	3
SPB236/6MA			6	3535	-	120	193	15.5	89	15.5	-	3
SPB236/8MA			8	3535	-	158	193	34.5	89	34.5	-	3
SPB236/10MA			10	3535	-	196	193	53.5	89	53.5	-	3
SPB250/1MA			1	2012	20	25	207	3.5	32	3.5	104	7
SPB250/2MA			2	2517	20	44	207	-	45	1	125	7
SPB250/3MA			3	3020	20	63	207	-	51	12	144	6
SPB250/4MA	250	257	4	3020	25	82	207	15.5	51	15.5	144	6
SPB250/5MA			5	3535	-	101	207	6	89	6	-	3
SPB250/6MA			6	3535	-	120	207	15.5	89	15.5	-	3
SPB250/8MA			8	3535	-	158	207	34.5	89	34.5	-	3
SPB250/10MA			10	3535	-	196	207	53.5	89	53.5	-	3

Z = Nombre de gorge

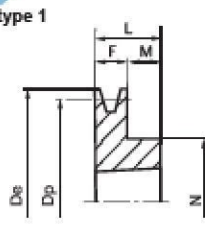


SPB												
Référence	Dp	De	Z	Moyeu	E	F	J	K	L	M	N	Type
SPB280/1MA	1	2012	20	25	237	3.5	32	3.5	104	7		
SPB280/2MA	2	2517	20	44	237	-	45	1	125	7		
SPB280/3MA	3	3020	20	63	237	6	51	6	144	6		
SPB280/4MA	4	3020	25	82	237	15.5	51	15.5	144	6		
SPB280/5MA	5	3535	25	101	237	6	89	6	175	6		
SPB280/6MA	6	3535	25	120	237	15.5	89	15.5	175	6		
SPB280/8MA	8	3535	25	158	237	34.5	89	34.5	175	6		
SPB280/10MA	10	3535	30	196	237	53.5	89	53.5	175	6		
SPB300/1MA	1	2012	20	25	258	3.5	32	3.5	104	7		
SPB300/2MA	2	2517	20	44	257	-	45	1	125	7		
SPB300/3MA	3	3020	20	63	257	6	51	6	144	6		
SPB300/4MA	4	3535	25	82	257	-	89	7	175	7		
SPB300/5MA	5	3535	25	101	257	6	89	6	175	6		
SPB300/6MA	6	3535	25	120	257	15.5	89	15.5	175	6		
SPB300/8MA	8	3535	25	158	257	34.5	89	34.5	175	6		
SPB315/1MA	1	2012	20	25	272	3.5	32	3.5	104	7		
SPB315/2MA	2	2517	20	44	272	-	45	1	125	7		
SPB315/3MA	3	3020	20	63	272	6	51	6	144	6		
SPB315/4MA	4	3535	25	82	272	3.5	89	3.5	175	7		
SPB315/5MA	5	3535	25	101	272	6	89	6	175	6		
SPB315/6MA	6	3535	25	120	272	15.5	89	15.5	175	6		
SPB315/8MA	8	3535	25	158	272	34.5	89	34.5	175	6		
SPB315/10MA	10	3535	30	196	272	53.5	89	53.5	175	6		
SPB335/2MA	2	2517	20	44	292	-	45	1	125	7		
SPB335/3MA	3	3020	20	63	292	6	51	6	144	6		
SPB335/4MA	4	3535	25	82	292	3.5	89	3.5	175	7		
SPB335/5MA	5	3535	25	101	292	6	89	6	175	6		
SPB335/6MA	6	3535	25	120	292	15.5	89	15.5	175	6		
SPB335/8MA	8	3535	25	158	292	34.5	89	34.5	175	6		
SPB335/10MA	10	4040	30	196	292	47	102	47	210	6		
SPB355/2MA	2	3020	15	44	312	3.5	51	3.5	144	7		
SPB355/3MA	3	3020	15	63	312	6	51	6	144	6		
SPB355/4MA	4	3535	25	82	312	3.5	89	3.5	175	7		
SPB355/5MA	5	3535	17	101	312	6	89	6	175	6		
SPB355/6MA	6	3535	25	120	312	15.5	89	15.5	175	6		
SPB355/8MA	8	3535	25	158	312	34.5	89	34.5	175	6		
SPB355/10MA	10	4040	30	196	312	47	102	47	210	6		
SPB400/2MA	2	3020	-	44	357	3.5	51	3.5	150	4		
SPB400/3MA	3	3535	-	63	357	13	89	13	175	4		
SPB400/4MA	4	3535	-	82	357	3.5	89	3.5	175	4		
SPB400/5MA	5	3535	-	101	357	6	89	6	175	5		
SPB400/6MA	6	3535	-	120	357	15.5	89	15.5	175	5		
SPB400/8MA	8	4040	30	158	357	28	102	28	210	6		
SPB400/10MA	10	4040	30	196	357	47	102	47	210	6		
SPB450/2MA	2	3020	-	44	407	3.5	51	3.5	150	4		
SPB450/3MA	3	3535	-	63	407	-	89	26	175	4		
SPB450/4MA	4	3535	-	82	407	-	89	7	175	4		
SPB450/5MA	5	3535	-	101	407	-	89	12	175	5		
SPB450/6MA	6	4040	-	120	407	-	102	18	210	5		
SPB450/8MA	8	4040	-	158	407	28	102	28	210	5		
SPB450/10MA	10	4545	-	196	407	41	114	41	242	5		

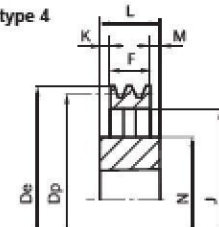
SPB												
Référence	Dp	De	Z	Moyeu	E	F	J	K	L	M	N	Type
SPB500/2MA	2	3020	-	44	457	3.5	51	3.5	150	4		
SPB500/3MA	3	3535	-	63	457	-	89	26	175	4		
SPB500/4MA	4	3535	-	82	457	-	89	7	175	4		
SPB500/5MA	5	3535	-	101	457	-	89	12	175	5		
SPB500/6MA	6	4040	-	120	457	-	102	18	210	5		
SPB500/8MA	8	4040	-	158	457	28	102	28	210	5		
SPB500/10MA	10	4545	-	196	457	41	114	41	242	5		
SPB560/2MA	2	3030	-	44	517	4	76	28	150	4		
SPB560/3MA	3	3535	-	63	517	-	89	26	175	4		
SPB560/4MA	4	3535	-	82	517	-	89	7	175	4		
SPB560/5MA	5	4040	-	101	517	-	102	1	210	4		
SPB560/6MA	6	4040	-	120	517	-	102	18	210	5		
SPB560/8MA	8	4545	-	158	517	22	114	22	242	5		
SPB560/10MA	10	4545	-	196	517	41	114	41	242	5		
SPB630/2MA	2	3030	-	44	587	16	76	16	150	4		
SPB630/3MA	3	3535	-	63	587	-	89	26	175	4		
SPB630/4MA	4	3535	-	82	587	-	89	7	175	4		
SPB630/5MA	5	4040	-	101	587	-	102	1	210	4		
SPB630/6MA	6	4040	-	120	587	-	102	18	210	5		
SPB630/8MA	8	4545	-	158	587	22	114	22	242	5		
SPB630/10MA	10	4545	-	196	587	41	114	41	242	5		
SPB710/3MA	3	3535	-	63	664	13	89	13	175	4		
SPB710/4MA	4	3535	-	82	664	3.5	89	3.5	175	4		
SPB710/5MA	5	4040	-	101	664	-	102	1	210	4		
SPB710/6MA	6	4040	-	120	664	9	102	9	210	5		
SPB710/8MA	8	4545	-	158	664	22	114	22	242	5		
SPB710/10MA	10	4545	-	196	664	41	114	41	242	5		
SPB800/3MA	3	3535	-	63	754	13	89	13	175	4		
SPB800/4MA	4	4040	-	82	754	10	102	10	210	4		
SPB800/5MA	5	4040	-	101	754	-	102	1	210	4		
SPB800/6MA	6	4545	-	120	754	3	114	3	242	5		
SPB800/8MA	8	4545	-	158	754	22	114	22	242	5		
SPB800/10MA	10	4545	-	196	754	41	114	41	242	5		
SPB900/3MA	3	3535	-	63	854	13	89	13	175	4		
SPB900/4MA	4	4040	-	82	854	10	102	10	210	4		
SPB900/5MA	5	4040	-	101	854	-	102	1	210	4		
SPB900/6MA	6	4545	-	120	854	3	114	3	242	5		
SPB900/8MA	8	4545	-	158	854	22	114	22	242	5		
SPB900/10MA	10	5050	-	196	854	34.5	127	34.5	267	5		
SPB1000/3MA	3	4040	-	63	954	19.5	102	19.5	210	4		
SPB1000/4MA	4	4040	-	82	954	10	102	10	210	4		
SPB1000/5MA	5	4545	-	101	954	6.5	114	6.5	242	4		
SPB1000/6MA	6	4545	-	120	954	3	114	3	242	5		
SPB1000/8MA	8	5050	-	158	954	15.5	127	15.5	267	5		
SPB1000/10MA	10	5050	-	196	954	34.5	127	34.5	267	5		
SPB1250/3MA	3	4040	-	63	1204	19.5	102	19.5	210	4		
SPB1250/4MA	4	4545	-	82	1204	16	114	16	210	4		
SPB1250/5MA	5	4545	-	101	1204	6.5	114	6.5	242	4		
SPB1250/6MA	6	4545	-	120	1204	3	114	3	242	5		
SPB1250/8MA	8	5050	-	158	1204	15.5	127	15.5	267	5		

Z = Nombre de gorge

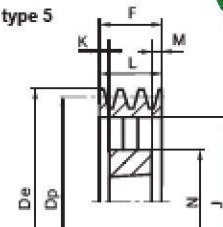
type 1



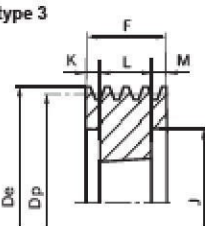
type 4



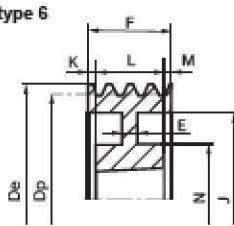
type 5



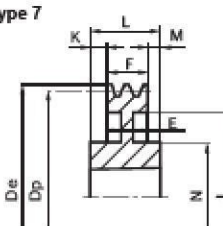
type 3



type 6



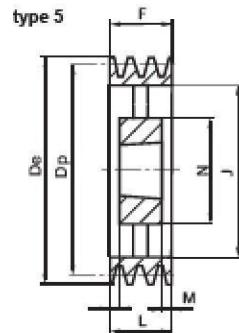
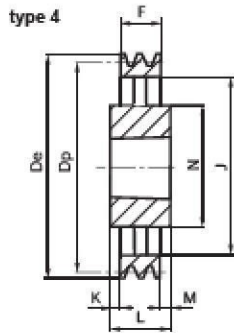
type 7



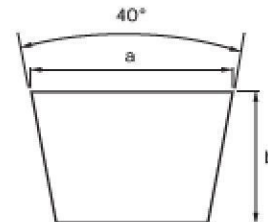
SPC												
Référence	Dp	De	Z	Moyeu	E	F	J	K	L	M	N	Type
SPC200/3MA			3	2517	-	85	144	20	45	20	-	3
SPC200/4MA			4	3020	-	111	144	30	51	30	-	3
SPC200/5MA	200	209.8	5	3535	-	136	144	23.5	89	23.5	-	3
SPC200/6MA			6	3535	-	162	144	36.5	89	36.5	-	3
SPC200/8MA			8	3535	-	213	144	62	89	62	-	3
SPC212/3MA			3	3020	-	85	156	17	51	17	-	3
SPC212/4MA			4	3020	-	111	156	30	51	30	-	3
SPC212/5MA	212	221.6	5	3535	-	136	156	23.5	89	23.5	-	3
SPC212/6MA			6	3535	-	162	156	36.5	89	36.5	-	3
SPC212/8MA			8	3535	-	213	156	62	89	62	-	3
SPC224/3MA			3	3020	-	85	168	17	51	17	-	3
SPC224/4MA			4	3535	-	111	168	11	89	11	-	3
SPC224/5MA	224	233.8	5	3535	-	136	168	23.5	89	23.5	-	3
SPC224/6MA			6	3535	-	162	168	36.5	89	36.5	-	3
SPC224/8MA			8	3535	-	213	168	62	89	62	-	3
SPC236/3MA			3	3020	-	85	180	17	51	17	-	3
SPC236/4MA			4	3535	-	111	180	11	89	11	-	3
SPC236/5MA	236	245.8	5	3535	-	136	180	23.5	89	23.5	-	3
SPC236/6MA			6	3535	-	162	180	36.5	89	36.5	-	3
SPC236/8MA			8	3535	-	213	180	62	89	62	-	3
SPC250/3MA			3	3020	-	85	194	17	51	17	-	3
SPC250/4MA			4	3535	-	111	194	11	89	11	-	3
SPC250/5MA	250	259.8	5	3535	-	136	194	23.5	89	23.5	-	3
SPC250/6MA			6	3535	-	162	194	36.5	89	36.5	-	3
SPC250/8MA			8	3535	-	213	194	62	89	62	-	3
SPC250/10MA			10	4040	-	264	194	81	102	81	-	3
SPC265/3MA			3	3535	-	85	209	-	89	4	175	1
SPC265/4MA			4	3535	-	111	209	11	89	11	-	3
SPC265/5MA	265	274.8	5	3535	-	136	209	23.5	89	23.5	-	3
SPC265/6MA			6	3535	-	162	209	36.5	89	36.5	-	3
SPC265/8MA			8	3535	-	213	209	62	89	62	-	3
SPC280/3MA			3	3535	-	85	224	-	89	4	175	1
SPC280/4MA			4	3535	18	111	224	11	89	11	175	6
SPC280/5MA	280	289.8	5	3535	-	136	224	23.5	89	23.5	-	3
SPC280/6MA			6	3535	20	162	224	36.5	89	36.5	175	6
SPC280/8MA			8	3535	-	213	224	62	89	62	-	3
SPC280/10MA			10	4040	-	264	224	81	102	81	-	3
SPC300/3MA			3	3535	20	85	244	2	89	2	175	7
SPC300/4MA			4	3535	20	111	244	11	89	11	175	6
SPC300/5MA	300	309.8	5	3535	20	136	244	23.5	89	23.5	175	6
SPC300/6MA			6	3535	20	162	244	36.5	89	36.5	175	6
SPC300/8MA			8	4040	-	213	244	55.5	102	55.5	-	3
SPC300/10MA			10	4545	-	264	244	75	114	75	-	3
SPC315/3MA			3	3535	20	85	259	2	89	2	175	7
SPC315/4MA			4	3535	20	111	259	11	89	11	175	6
SPC315/5MA	315	324.8	5	3535	20	136	259	23.5	89	23.5	175	6
SPC315/6MA			6	3535	20	162	259	36.5	89	36.5	175	6
SPC315/8MA			8	4040	-	213	259	55.5	102	55.5	-	3
SPC315/10MA			10	4545	-	264	259	75	114	75	-	3

SPC												
Référence	Dp	De	Z	Moyeu	E	F	J	K	L	M	N	Type
SPC335/3MA			3	3535	20	85	279	2	89	2	175	7
SPC335/4MA			4	3535	20	111	279	11	89	11	175	6
SPC335/5MA	335	344.8	5	3535	20	136	279	23.5	89	23.5	175	6
SPC335/6MA			6	3535	20	162	279	36.5	89	36.5	175	6
SPC335/8MA			8	4040	50	213	279	55.5	102	55.5	210	6
SPC355/3MA			3	3535	20	85	299	2	89	2	175	7
SPC355/4MA			4	3535	20	111	299	11	89	11	175	6
SPC355/5MA	355	364.8	5	3535	20	136	299	23.5	89	23.5	175	6
SPC355/6MA			6	3535	20	162	299	36.5	89	36.5	175	6
SPC355/8MA			8	4040	40	213	299	55.5	102	55.5	210	6
SPC355/10MA			10	4545	-	264	299	75	114	75	-	3
SPC375/3MA			3	3535	25	85	319	2	89	2	175	7
SPC375/4MA			4	3535	25	111	319	11	89	11	175	6
SPC375/5MA	375	384.8	5	3535	25	136	319	23.5	89	23.5	175	6
SPC375/6MA			6	4040	30	162	319	30	102	30	210	6
SPC375/8MA			8	4545	30	213	319	49.5	114	49.5	242	6
SPC400/3MA			3	3535	17	85	344	2	89	2	175	7
SPC400/4MA			4	3535	18	111	344	11	89	11	175	6
SPC400/5MA	400	409.8	5	3535	15	136	344	23.5	89	23.5	175	6
SPC400/6MA			6	4040	30	162	344	30	102	30	210	6
SPC400/8MA			8	4545	30	213	344	49.5	114	49.5	242	6
SPC400/10MA			10	5050	70	264	344	68.5	127	68.5	287	6
SPC425/3MA			3	3535	17	85	369	2	89	2	175	7
SPC425/4MA			4	3535	18	111	369	11	89	11	175	6
SPC425/5M1	425	434.8	5	3535	20	136	369	23.5	89	23.5	175	6
SPC425/6MA			6	4040	30	162	369	30	102	24	210	6
SPC425/8MA			8	4545	30	213	369	49.5	114	49.5	240	6
SPC450/3MA			3	3535	-	85	394	2	89	2	175	4
SPC450/4MA			4	3535	-	111	394	11	89	11	175	5
SPC450/5MA	450	459.8	5	4040	-	136	394	17	102	17	210	5
SPC450/6MA			6	4545	30	162	394	24	114	24	242	6
SPC450/8MA			8	5050	30	213	394	43	127	43	267	6
SPC450/10MA			10	5050	40	264	394	68.5	127	68.5	267	6
SPC475/3MA			3	3535	-	85	419	2	89	2	175	4
SPC475/4MA			4	3535	-	111	419	11	89	11	175	5
SPC475/5MA	475	484.8	5	4040	-	136	419	17	102	17	210	5
SPC475/6MA			6	4545	30	162	419	24	114	24	242	6
SPC475/8MA			8	5050	30	213	419	43	127	43	267	6
SPC500/3MA			3	3535	-	85	444	2	89	2	175	4
SPC500/4MA			4	3535	-	111	444	11	89	11	175	5
SPC500/5MA	500	509.8	5	4040	-	136	444	17	102	17	210	5
SPC500/6MA			6	4545	-	162	444	24	114	24	242	5
SPC500/8MA			8	5050	30	213	444	43	127	43	267	6
SPC500/10MA			10	5050	40	264	444	68.5	127	68.5	267	6
SPC530/3MA			3	3535	-	85	474	2	89	2	175	4
SPC530/4MA			4	4040	-	111	474	4.5	102	4.5	210	5
SPC530/5MA	530	539.8	5	4545	-	136	474	11	114	11	240	5
SPC530/6MA			6	5050	-	162	474	17.5	114	17.5	265	5
SPC530/8MA			8	5050	30	213	474	43	127	43	267	6

Z = Nombre de gorge



SPC												
Référence	Dp	De	Z	Moyeu	E	F	J	K	L	M	N	Type
SPC560/3MA			3	3535	-	85	504	2	89	2	175	4
SPC560/4MA			4	4040	-	111	504	4.5	102	4.5	210	5
SPC560/5MA			5	4545	-	136	504	11	114	11	242	5
SPC560/6MA	560	569.6	6	5050	-	162	504	17.5	127	17.5	267	5
SPC560/8MA			8	5050	-	213	504	43	127	43	267	5
SPC560/10MA			10	5050	-	264	504	68.5	127	68.5	267	5
SPC630/3MA			3	3535	-	85	574	8.5	102	8.5	210	4
SPC630/4MA			4	4545	-	111	574	1.5	114	1.5	242	4
SPC630/5MA			5	5050	-	136	574	4.5	127	4.5	267	5
SPC630/6MA	630	639.6	6	5050	-	162	574	17.5	127	17.5	267	5
SPC630/8MA			8	5050	-	213	574	43	127	43	267	5
SPC630/10MA			10	5050	-	264	574	68.5	127	68.5	267	5
SPC710/4MA			4	5050	-	111	654	8	127	8	267	4
SPC710/5MA			5	5050	-	136	654	4.5	127	4.5	267	5
SPC710/6MA	710	719.6	6	5050	-	162	654	17.5	127	17.5	267	5
SPC710/8MA			8	5050	-	213	654	43	127	43	267	5
SPC710/10MA			10	5050	-	264	654	68.5	127	68.5	267	5
SPC800/3MA			3	4545	-	85	737	14.5	114	14.5	242	4
SPC800/4MA			4	5050	-	111	737	8	127	8	267	4
SPC800/5MA			5	5050	-	136	737	4.5	127	4.5	267	5
SPC800/6MA	800	809.6	6	5050	-	162	737	17.5	127	17.5	267	5
SPC800/8MA			8	5050	-	213	737	43	127	43	267	5
SPC800/10MA			10	5050	-	264	737	68.5	127	68.5	267	5
SPC1000/3MA			3	5050	-	85	937	21	127	21	267	4
SPC1000/4MA			4	5050	-	111	937	8	127	8	267	4
SPC1000/5MA			5	5050	-	136	937	4.5	127	4.5	267	5
SPC1000/6MA	1000	1009.6	6	5050	-	162	937	17.5	127	17.5	267	5
SPC1000/8MA			8	5050	-	213	937	43	127	43	267	5
SPC1000/10MA			10	5050	-	264	937	68.5	127	68.5	267	5
SPC1250/3MA			3	5050	-	85	1187	21	127	21	267	4
SPC1250/4MA			4	5050	-	111	1187	8	127	8	267	4
SPC1250/5MA			5	5050	-	136	1187	4.5	127	4.5	267	5
SPC1250/6MA	1250	1259.6	6	5050	-	162	1187	17.5	127	17.5	267	5
SPC1250/8MA			8	5050	-	213	1187	43	127	43	267	5
SPC1250/10MA			10	5050	-	264	1187	68.5	127	68.5	267	5



Section courroie	a mm	b mm
Z	10	6
SPZ	9,7	8
XPZ	9	8
A	13	8
SPA	12,7	10
XPA	11,5	9
B	17	11
SPB	16,3	13
XPB	15,3	13
C	22	14
SPC	22	18
XPC	22	17

Z = Nombre de gorge

Toutes nos poulies à moyeux pleins et moyeux amovibles sont fabriquées suivant les normes ISO 4183 & DIN 2211. Matière : Fonte G25 + phosphoration. Poulies équilibrées statiquement, vitesse périphérique maxi 30m / seconde.